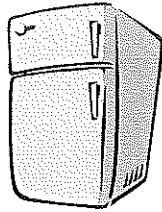
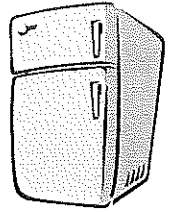


PLEASE PLACE THIS
ON YOUR
REFRIGERATOR FOR
YOU TO REFER TO
ALL WEEK



PLEASE PLACE THIS
ON YOUR
REFRIGERATOR FOR
YOU TO REFER TO ALL
WEEK



Written Phonogram Review #18

Parent: **Say** the phonogram sound(s)

Kindergartener: Repeat sound(s) and then
write phonogram as they say the
sound(s). If they do not know how to
write it, they can write a -.

Parent: Show your child the phonogram card
so that they can **check** their work.

Repeat with all 20 phonograms.

Written Phonogram Review #18

Parent: **Say** the phonogram sound(s)

Kindergartener: Repeat sound(s) and then
write phonogram as they say the
sound(s). If they do not know how to
write it, they can write a -.

Parent: Show your child the phonogram card
so that they can **check** their work.

Repeat with all 20 phonograms.

This weeks phonograms are:

oe, ey, igh, kn, gn

u, j, g, ow, ar

ng, aw, ay, y, ed

oy, s, e, k, a

This weeks phonograms are:

oe, ey, igh, kn, gn

u, j, g, ow, ar

ng, aw, ay, y, ed

oy, s, e, k, a

Kindergarten Homework Train

Name: _____

Date: April 15th - April 19th

Monday

Assignment # 1

📌 **Study phonograms!**

Practice phonograms 1-67 plus ti (cue-tall)

📌 Spelling Assignment # 2

Parent:

- Say a word

Child:

- Sound that word
- Write that word
- (1- 2 x's each using your best handwriting)
- Mark if needed
- Read and check
- Go to next word

* When done read for spelling and reading!

Assignment # 3

📌 Written Phonogram Review-

Please use the directions on how you and your child should complete their phonogram review homework.

Assignment # 4

Math Homework-

Lesson 1

Time _____

Parent Signature _____

Tuesday

Assignment # 1

📌 **Study phonograms!**

Practice phonograms 1-68 plus si

📌 Spelling Assignment # 2

Parent:

- Say a word

Child:

- Sound that word
- Write that word
- (1- 2 x's each using your best handwriting)
- Mark if needed
- Read and check
- Go to next word

* When done read for spelling and reading!

Assignment # 3

📌 Written Phonogram Review-

Please use the directions on how you and your child should complete their phonogram review homework.

Assignment # 4

Math Homework-

Lesson 2

Time _____

Parent Signature _____

Wednesday

Assignment # 1

📌 **Study phonograms!**

Practice phonograms 1-69 plus ci (cue-short)

📌 Spelling Assignment # 2

Parent:

- Say a word

Child:

- Sound that word
- Write that word
- (1- 2 x's each using your best handwriting)
- Mark if needed
- Read and check
- Go to next word

* When done read for spelling and reading!

Assignment # 3

📌 Written Phonogram Review-

Please use the directions on how you and your child should complete their phonogram review homework.

Assignment # 4

Math Homework-

Lesson 3

Time _____

Parent Signature _____

Thursday

Assignment # 1

📌 **Study phonograms!**

Practice phonograms 1-70

📌 Spelling Assignment # 2

• Review your child's spelling test. Please have your child write the words they missed **3x's** each.

Have them:

- Say a word
- Sound that word
- Write that word (use your best handwriting)
- Mark if needed
- Read and check
- Go to next word

Assignment # 3

Review your child's written phonogram review test.

Please have your child practice and write the phonograms they missed **3x's each.**

Assignment # 4

Math Homework-

Lesson 5

Time _____

Parent Signature _____

Nightly Reading Homework

Monday

- Practiced Sight Words (spelling words)
- Read this week's Fluency Passage

Tuesday

- Practiced Sight Words (spelling words)
- Read this week's Fluency Passage

Wednesday

- Practiced Sight Words (spelling words)
- Read this week's Fluency Passage


Thursday


- Practiced Sight Words (spelling words)
- Read this week's Fluency Passage

Parent Comments



• Spelling List #11 will be sent home at the end of the week for next weeks spelling test.





Name _____

Lesson 1

Add Tens

My Homework

Homework Helper



Need help? connectED.mcgraw-hill.com

Find $60 + 20$.



Helpful Hint
To find $60 + 20$, add 6 tens and 2 tens.

$$6 \text{ tens} + 2 \text{ tens} = 8 \text{ tens}$$

$$60 + 20 = 80$$

Practice

Add.

1. $3 \text{ tens} + 4 \text{ tens} = \underline{\quad\quad}$ tens $30 + 40 = \underline{\quad\quad}$

2. $1 \text{ ten} + 2 \text{ tens} = \underline{\quad\quad}$ tens $10 + 20 = \underline{\quad\quad}$

3. $5 \text{ tens} + 4 \text{ tens} = \underline{\quad\quad}$ tens $50 + 40 = \underline{\quad\quad}$

4. $3 \text{ tens} + 3 \text{ tens} = \underline{\quad\quad}$ tens $30 + 30 = \underline{\quad\quad}$

5. $3 \text{ tens} + 5 \text{ tens} = \underline{\quad\quad}$ tens $30 + 50 = \underline{\quad\quad}$

Add.

$$\begin{array}{r} 6. \quad 2 \text{ tens} \quad 20 \\ + 2 \text{ tens} \quad + 20 \\ \hline \end{array}$$

tens

$$\begin{array}{r} 7. \quad 7 \text{ tens} \quad 70 \\ + 1 \text{ ten} \quad + 10 \\ \hline \end{array}$$

tens

$$\begin{array}{r} 8. \quad 2 \text{ tens} \quad 20 \\ + 3 \text{ tens} \quad + 30 \\ \hline \end{array}$$

tens

$$\begin{array}{r} 9. \quad 3 \text{ tens} \quad 30 \\ + 6 \text{ tens} \quad + 60 \\ \hline \end{array}$$

tens



Brain Builders

Write a number sentence to solve.

10. Today 40 **people** played miniature golf in the afternoon. 30 more **people** played it in the evening. How many **people** played miniature golf?

$$\underline{\quad} + \underline{\quad} = \underline{\quad} \text{ people}$$

11. **Test Practice** 4 tens + 4 tens =

6 tens



7 tens



8 tens



9 tens



Math at Home Have your child tell you how knowing $4 + 2$ helps him or her find $40 + 20$.

Name

Lesson 2

Count On Tens
and Ones

My Homework


Homework Helper



Need help? connectED.mcgraw-hill.com

Find $42 + 2$.
Count on by ones.


Start at 42.
Count 43, 44.
The sum is 44.



$$42 + 2 = 44$$

Find $30 + 15$.
Count on by tens.

Start at 15.
Count 25, 35, 45.




$$30 + 15 = 45$$

Practice


Count on to add. Write the sum.

1.



$$27 + 30 = \underline{\quad}$$

2.



$$74 + 3 = \underline{\quad}$$

3. $66 + 3 = \underline{\quad}$

4. $12 + 70 = \underline{\quad}$

Count on to add. Write the sum.

5. $51 + 3 =$ _____

6. $87 + 1 =$ _____

7. $\begin{array}{r} 32 \\ + 20 \\ \hline \end{array}$

8. $\begin{array}{r} 46 \\ + 10 \\ \hline \end{array}$

9. $\begin{array}{r} 97 \\ + 2 \\ \hline \end{array}$

10. $\begin{array}{r} 26 \\ + 10 \\ \hline \end{array}$

11. $\begin{array}{r} 40 \\ + 2 \\ \hline \end{array}$

12. $\begin{array}{r} 64 \\ + 20 \\ \hline \end{array}$



Brain Builders

13. The children's choir sang 17 **songs** on Wednesday and 2 **songs** on Thursday. How many **songs** did they sing in all? How could you count on to solve this problem?

14. Test Practice $70 + 20 =$ _____

78



85



88



90



Math at Home Say a number between 10 and 50. Ask your child to count on by ones. Repeat. Ask your child to count on by tens.

Name

Lesson 3

Add Tens and Ones

My Homework

Homework Helper



Need help? connectED.mcgraw-hill.com

To find $43 + 6$, add the ones. Then add the tens.

	tens	ones
	4	3
+		6
<hr/>		
	4	9

Helpful Hint
Add the ones. $3 \text{ ones} + 6 \text{ ones} = 9 \text{ ones}$

Practice

The sum of 4 tens and 9 ones is 49.

Add.

1.

	tens	ones
	1	1
+		4
<hr/>		

2.

	tens	ones
		6
+	6	0
<hr/>		

3.

	tens	ones
	3	5
+		4
<hr/>		

4.

	tens	ones
		4
+	2	4
<hr/>		

5.

	tens	ones
	9	1
+		5
<hr/>		

6.

	tens	ones
		7
+	5	2
<hr/>		

McGraw-Hill Education

Add.

7.

	tens	ones
	5	0
+		4
<hr/>		

8.

	tens	ones
	4	5
+		4
<hr/>		

9.

	tens	ones
	1	3
+		6
<hr/>		

10.

	tens	ones
		1
+	8	7
<hr/>		

11.

	tens	ones
	3	3
+		5
<hr/>		

12.

	tens	ones
	9	3
+		4
<hr/>		



Brain Builders

13. There are 15 children rollerblading in the park. 3 more join them. How many children are rollerblading in all? Explain how you found your answer to a friend or family member.



14. Test Practice

	tens	ones
	7	2
+		3
<hr/>		

75



76



77



78



_____ children



Math at Home Your child learned to add a two-digit number with a one-digit number. Ask your child to explain how to add $42 + 5$.

Name _____

My Homework

Lesson 5

Add Tens and Ones with Regrouping

Homework Helper

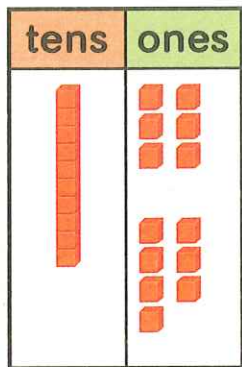


Need help? connectED.mcgraw-hill.com

Find $16 + 7$.

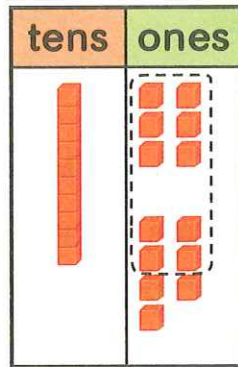
Step 1

Count the ones.



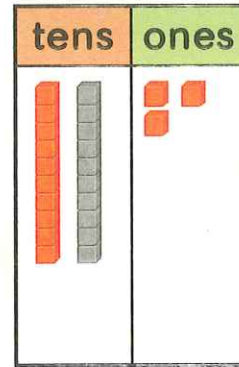
Step 2

Circle 10 ones.



Step 3

Regroup 10 ones as 1 ten.

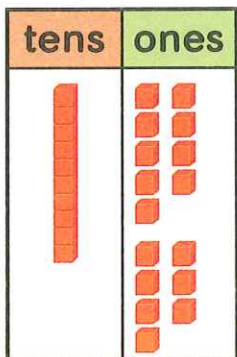


So, $16 + 7 = 23$.

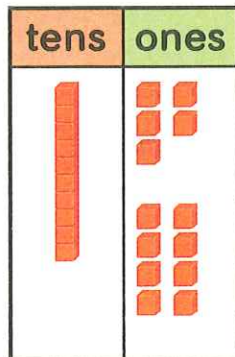
Practice

Circle the ones to show regrouping. Write your answer.

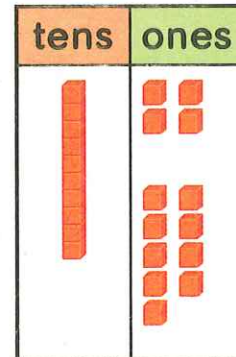
1. $19 + 7 =$ _____



2. $15 + 8 =$ _____

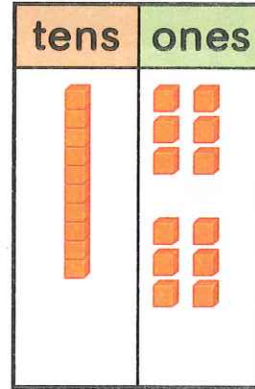
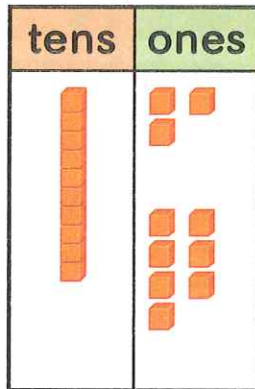
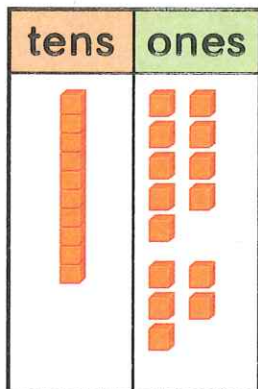


3. $14 + 9 =$ _____



Circle the ones to show regrouping. Write your answer.

4. $19 + 5 =$ _____ 5. $13 + 7 =$ _____ 6. $16 + 6 =$ _____



Brain Builders

7. There are 16 children in a ballet class. 5 more children join. How many children are in the class now? Explain why you needed to regroup.

8. Test Practice Find $15 + 6$.

- | | | | |
|-----------------------|-----------------------|-----------------------|-----------------------|
| 21 | 20 | 19 | 15 |
| <input type="radio"/> | <input type="radio"/> | <input type="radio"/> | <input type="radio"/> |



Math at Home Ask your child to explain how to find $12 + 9$.